


## FAMOUS BRITISH TRAINS



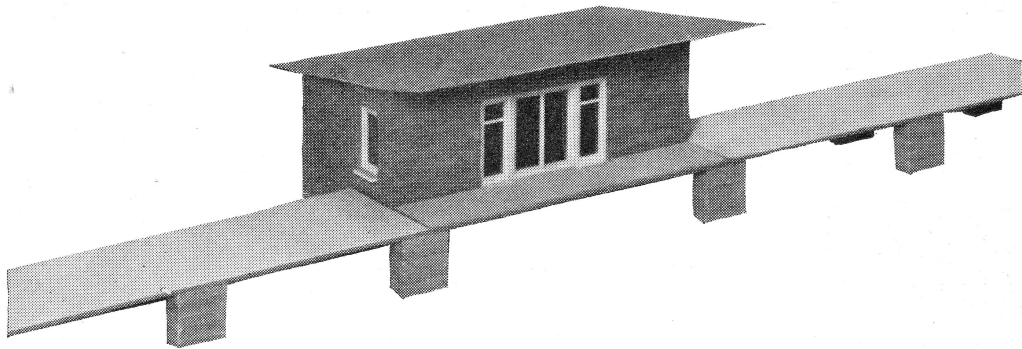
### “THE MASTER CUTLER PULLMAN”

*A train bearing the name—“The Master Cutler”—formerly ran between Marylebone and Sheffield (Victoria) but on the introduction of the Winter 1958/9 timetable the name was transferred to a new Pullman Car service running between King’s Cross and Sheffield (Victoria). The train leaves Sheffield at 7.20 a.m. and returns from King’s Cross at 7.20 p.m. Mondays to Fridays and is hauled by a 2,000 h.p. Diesel Locomotive.*


*The journey of 161 miles is accomplished in 2½ hours in each direction, with an intermediate call at Retford. On the Down Journey over the 138 miles between King’s Cross and Retford a top speed averaging 63.92 m.p.h. is achieved.*

*(Photograph reproduced by courtesy of British Railways)*

## TRUE TO SCALE LINESIDE BUILDINGS FOR ‘O’ TRACK



RAILWAY STATION FROM KIT ‘B’ OR KIT ‘C’



SIGNAL BOX FROM KIT ‘B’ OR KIT ‘C’

If you want the most realistic lineside buildings of them all, for your “O” track, build them yourself from bricks and mortar with “BRICKPLAYER”. You may follow the architect designed “BRICKPLAYER” plans or even carry out your own ideas.

Once the mortar is dry all models set rigid and become solid structures—yet to dismantle them it is only necessary to soak them in cold water and the bricks can be used over and over again without deterioration.

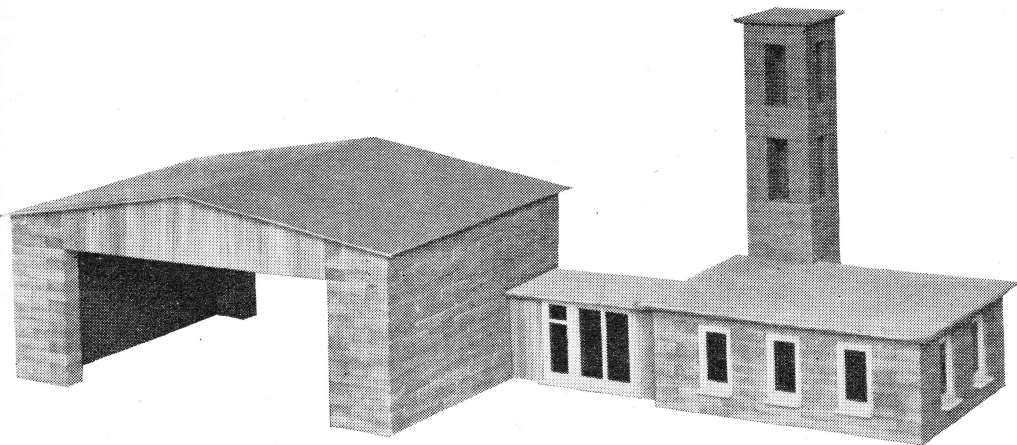
“Brickplayer” Kits contain everything necessary to make miniature model buildings—bricks, windows, door frames and door inserts, transparent glazing and tiled and concrete roofing. Blueprints of the ground plans of a number of buildings are supplied and a profusely illustrated 30-page booklet giving full details.

See “BRICKPLAYER” demonstrated at Gamages Toy Department.


**GAMAGES, HOLBORN, LONDON, E.C.1. HOLborn 8484**

**Open Thursdays until 7 p.m.**

# 'BRICKPLAYER' BRICK AND MORTAR BUILDING KITS



**FIRE STATION FROM KIT 'C'**



**CONTEMPORARY HOUSE FROM KIT 'B' OR KIT 'C'**

Save on Postage. See page 3.

## Brand new Contemporary "Bricklayer" Kits


	Price	Postage
Kit "A" .. ..	19/6	2/3
Kit "B" .. ..	26/9	2/6
Kit "C" .. ..	48/-	3/-

## Traditional "Bricklayer" Kits

Kit 3 .. ..	26/9	2/6
Kit 4 .. ..	50/-	3/-
Kit 3A (Converts Kit 3 into Kit 4)	26/9	2/6
"Bricklayer" Farm Kit .. ..	61/6	3/-

Extra bricks, windows, roofs and cement are available.

## FAMOUS BRITISH TRAINS



### "THE FLYING SCOTSMAN"

*This is undoubtedly the most famous of all British trains. It has run without interruption for almost a century and has become an institution, the departure times from both King's Cross and Edinburgh being rigidly maintained at 10.0 a.m.*

*Although not achieving the throughout speed of some of its more spectacular contemporaries, it conveys a heavier load—11 coaches. The 393 miles Down journey between King's Cross and Edinburgh, with a stop at Newcastle, is covered at an average speed of 55.88 m.p.h. the journey in the Up direction being accomplished at a speed of 55.48 m.p.h. In addition to the normal Dining facilities, a Miniature Buffet Car providing light refreshments, is also conveyed.*

*(Photograph reproduced by courtesy of British Railways)*

**DO YOU KNOW?**

**There are 59 Permanent Way Water Troughs on British Railways**